

Solving N-dle using Information Entropy

Dave Fetterman

Obviously Unemployed

6/19/22, Updated: 12/12/22

Abstract

This informal paper attempts to justify the use of information entropy as a solver heuristic for the expected value of guess count in a Wordle solution, to extend its use to its multiplexed cousins (Quordle, Octordle, and an abstracted n-dle), to practice my use of L^AT_EX and Clojure, and to bore my friends.

1 Introduction

*Note: This paper is a shameless tribute to and theft of Alex Healy's **On Optimal Strategies for Wordle**[1]. All credit to him and the nerd salon meeting in his Facebook comments for clarifying the debate about the best strategy for the game.*

For the likely reader, Wordle needs no introduction. The word game reskins the classic Mastermind with a restricted answer set (a highly reduced five-letter English word list) and restricted guess set (a larger five-letter English word list). The sharing and scarcity aspects of the game led to its viral spread, the creation of various knockoffs, and the app's

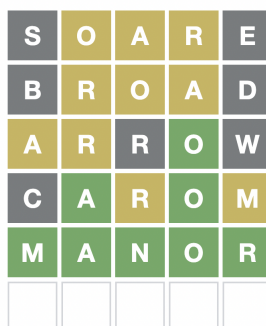


Figure 1: An example finished Wordle board

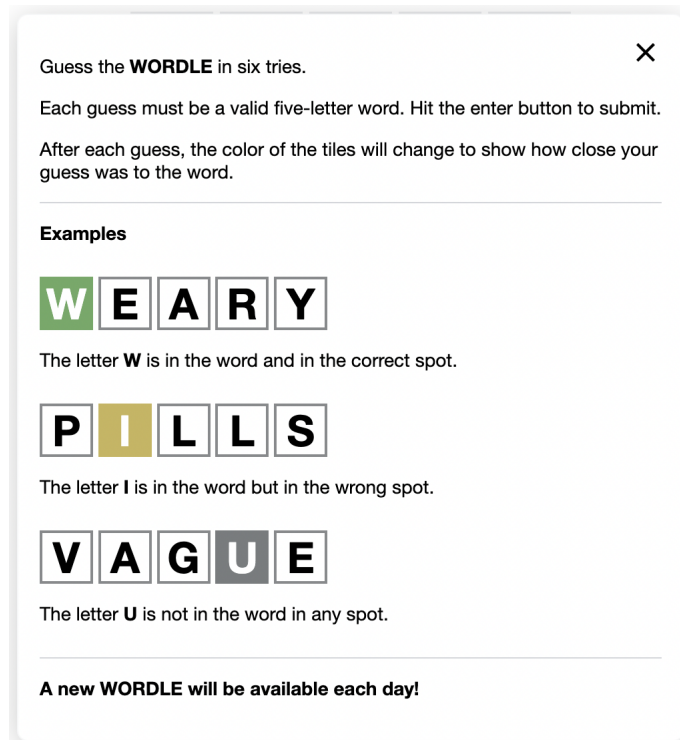


Figure 2: Official Wordle rules

purchase by the New York Times. If Pee-Wee’s Word of the Day existed in 2022, this puzzle’s solution would be it.

1.1 Wordle Rules

With six guesses to determine the hidden daily answer, each turn yields information from the oracle in the form of Green (G), Yellow (Y), and Black (B) squares. In response to a guess, five colored squares appear according to the rules in Fig. 2.

If the solution has five unique letters, the above rules are straightforward to interpret. If the solution has repeated letters, note that, for any letter:

- The number of green and yellow squares returned for some letter, say A, don’t exceed the number of instances of the letter A in the solution. (rule 1)
- All yellow squares for some letter, say B, appear before all black squares for B. (rule 2)

As an example, if the answer is PASSE, and the guess is ASSES, the unique response will

be YGYB, not YGY (violates rule 1) or YBYY (violates rule 2).

Starting with a fixed dictionary ¹, the player has six guesses from an allowed guess list ² to enter the hidden answer word (that is, receive all greens as a response). Again, this is very similar to Mastermind ³.

1.2 Wordle Objective

In Wordle, user gets a win if they can guess the hidden answer in six or fewer guesses, but given the social sharing in the game, bragging rights go to the solver who finishes in the fewest guesses. The task of optimizing guesses suggests different metrics (some unique to n-dle, $n > 1$), though these two seem ripest:

- The likelihood of finishing within six guesses.
- The expected number of guesses required to finish.

At any stage of solving the puzzle, our state comprises the remaining guess count (starting from six and decrementing), the allowed guess list (an unchanging word list), and the solution dictionary (starting at the list of 2309 and successively filtered to only viable words given previous turns). It's then natural to ask:

- What's the best next guess at this point?
- What's the best opening guess? This is a specific instance of the previous question with the entire word list and six guesses remaining.

This investigation employed an original solver and small test harness written to solve exactly these questions, aiming to minimize the expected guess count. ⁴

2 Information Entropy

Among others, Alex Healy made the case [1] for minimizing guess count using Claude Shannon's measure of Information Entropy [2] as an evaluation heuristic for possible guesses at each stage. Entropy, though a powerful concept, seems fraught with different connotations connected in sophisticated ways. Among other definitions, entropy can mean:

1. Statistical randomness or disorder, especially in a physical system.
2. The amount of "information content" or "surprising-ness" of an event.

¹Assumed here to be the 2309 words in <https://github.com/fettermania/wordle-solver/blob/main/wordle-answers.txt>

²The 12947 words in <https://github.com/fettermania/wordle-solver/blob/main/wordle-allowed-guesses.txt>

³Note that "hard mode" Wordle, which has additional restrictions, is not treated here.

⁴<https://github.com/fettermania/wordle-solver>

3. The minimum number of average bits required to specify a (string) message over a fixed probability distribution.
4. A specific function $H(E) = -\sum_{E_i \in E} \log_2(p_i)p_i$, over an event space E , where event E_i has associated probability p_i , and further, which has these properties:
 - H is continuous over p_1, \dots, p_n .
 - If every $p_i = 1/n$, then H increases monotonically with n .
 - A composition law basically stating that renaming events through nested event spaces doesn't change the overall entropy of the set.

While the common definition (1) has an interesting connection to definition (3), and many papers use (2) as a shorthand, we will focus on definition (3) as motivation, and sometimes simply as a pure heuristic (4) with properties useful in Wordle.

Information entropy has a wide set of applications in computer networking, data science, and in general, communicating symbols, a place many of us find ourselves terminally and from which, not coincidentally, Wordle provides our brief escape.

2.1 Entropy as minimum bits of message content

Suppose a set of events E associates each member E_i with a probability p_i . Loosely, suppose you need to communicate which of a set of events had occurred to a listener, who has no other information. The information entropy is then the expected value of the number of bits required to communicate that event over the prior probability distribution of the events.

I like to visualize this in terms of Huffman tree variable-length encodings [4]. Consider a language of three symbols (events) $E = \{A, B, C\}$, with likelihoods of occurring listed below, and the ideal encoding that falls out:

- A: encoding 0, $p_a = \frac{1}{2}$
- B: encoding 10, $p_b = \frac{1}{4}$.
- C: encoding 11, $p_c = \frac{1}{4}$.

The average number of bits required to express a symbol is then $\frac{1}{2} \cdot 1 + \frac{1}{4} \cdot 2 + \frac{1}{4} \cdot 2 = \frac{3}{2}$.

It's not hard to see the form of $H(E) = -\sum_{E_i \in E} \log(p_i)p_i = \sum_{E_i \in E} \log(\frac{1}{p_i})p_i$ here. If, instead, events C and D had probability $\frac{1}{8}$, encoding them ("locating it in the event space") would each require $\log_2(8) = 3$ bits. It's clear in this case that the average length of the encoded message exactly corresponds to the entropy measure of this event space.

In this contrived example, where all events are independent and have probability of the form 2^{-n} , $n \in \mathbb{N}$, the Huffman encoding is known to be optimal, and the average length of an encoding over this probability distribution is exactly Shannon’s entropy measure [4].

2.2 A Uniform distribution

In first part of the last example, event A was twice as likely as B as well as C. An important case to consider is a *uniform distribution*: when all p_i are identical. If we were looking at communicating (encoding) one of the 2309 words in the Wordle dictionary as the answer, with all assumed to have equal probability, our entropy is then

$$H(E) = - \sum_{i=1}^{2309} \log_2(p_i)p_i = - \sum_{i=1}^{2309} \log_2\left(\frac{1}{2309}\right)\frac{1}{2309} = \log_2(2309) = 11.173.$$

This should not surprise. If you needed to communicate a message using 128 symbols with a uniform random distribution, you would need $\log_2(128) = 7$ bits for each. The ASCII encoding is one such example. But here, with about 4 more bits, you can encode not just a character but all words in the Wordle answer list!

If our dictionary of viable answers, filtered through learnings from previous guesses, is of size m , then our entropy measure of our answer set (filtered dictionary) at that point will be $\log_2(m)$, since each word is assumed equally likely. Notably, a single viable word remaining (a finished game) has entropy of $\log_2(1) = 0$. The solver’s goal is to narrow its (filtered) dictionary to a single word, or, equivalently, to an event set with entropy zero.

2.3 Applying entropy to Wordle

Let us put probability aside for a moment and just think about playing Wordle to minimize our guess count.

As Alex Healy discusses [1], each guess in Wordle yields a colored tile response in $E = \{B, Y, G\}^5$, and partitions the possible answer words among those 243 sets (“events”)

$$E_{BBBBB}, E_{BBBBY}, E_{BBBBG}, \dots, E_{GGGGG} \in E.$$

Again, if the guess is ASSES, the answer PASSE would be in E_{YYGYB} , and the answer ASSES would be in E_{GGGGG} .

If the dictionary were sufficiently reduced, (to say, 3 words), an ideal situation would see each such response set containing zero or one words. This means the next guess will either be a winner or eliminate two possibilities, producing a winner on the subsequent guess.

The other end of the usefulness spectrum would be a guess with something like: $|E_{BBBBB}| = 3$. Then, making this guess moves us no closer to the answer.

Say our event space (dictionary) is $E = \{dairy, brink, bring\}$. A guess of *dairy* would yield the response set:

- $\{G, G, G, G, G\} \rightarrow (dairy)$.
- $\{B, B, G, B, B\} \rightarrow (brink, bring)$.

One third of the time, we finish the game, and two thirds, we must navigate through a set of 2, which takes an average of $\frac{3}{2}$ more guesses.

If, instead, we guessed *brink*, our response set would be:

- $\{G, G, G, G, G\} \rightarrow (brink)$.
- $\{G, G, G, G, B\} \rightarrow (bring)$.
- $\{B, B, G, B, B\} \rightarrow (dairy)$.

In this case, we either get our guess right or have a set of one to land on.

It's no surprise that, we prefer the second scenario; therefore, *brink* (or *bring*) is the appropriate guess here. It is here that we connect to the entropy measure.

2.4 Defining Wordle response set entropy

We're going to measure the effectiveness of any given guess across the current dictionary by looking at the distribution of possible dictionary states after executing the guess. Some of these states will bring us right to an answer, while some will leave us with a dictionary not much reduced from our current one. We are looking to optimize the average entropy of the remaining dictionary given our guess.

$$H(solution|guess) = \sum_{i \in \{B, Y, G\}^5} \log(1/p_i) p_i.$$

However, how should we define p_i in this case? Consider that, at any point of the game, all remaining words are equally likely to be the solution. Then, the chance that the answer is in set E_i is its proportion of the remaining dictionary E ($|E| = \sum_{i \in \{B, Y, G\}^5} |E_i|$), or $p_i = \frac{|E_i|}{|E|}$. This renders our entropy measure as :

$$H(E|g) = \sum_{i \in E} \log\left(\frac{1}{p_i}\right) \cdot p_i \tag{1}$$

$$= \sum_{i \in E} \log\left(\frac{|E|}{|E_i|}\right) \cdot \frac{|E_i|}{|E|} \tag{2}$$

$$= \sum_{i \in E} (\log(|E|) - \log(|E_i|)) \cdot \frac{|E_i|}{|E|} \tag{3}$$

$$= \sum_{i \in E} \log(|E|) \cdot \frac{|E_i|}{|E|} - \sum_{i \in E} \log(|E_i|) \cdot \frac{|E_i|}{|E|} \tag{4}$$

$$= \log(|E|) \sum_{i \in E} \frac{|E_i|}{|E|} - \sum_{i \in E} \log(|E_i|) \cdot \frac{|E_i|}{|E|} \tag{5}$$

$$= \log(|E|) - \sum_{i \in E} \log(|E_i|) \cdot \frac{|E_i|}{|E|} \tag{6}$$

This measure (6) was used in Alex Healy’s paper [1] in a different form (I’ll name it (7)), written simply as:

$$H(\text{solution}|\text{guess}) = \sum_{i \in E} \log(|E_i|) \cdot \frac{|E_i|}{|E|}$$

In this case, a (highly desired) response set in which every E_i contained at most one word would necessarily be of *zero* entropy, while (6) would yield maximal entropy $\log(|E|)$. What gives?

Entropy (6) characterizes the bits required to communicate an event among many outcomes, or the *entropy the oracle gives up in yielding its response*. The Wordle metric (7) represents an expected value of *how much entropy remains*. For any E_i , the entropy (number of bits required to communicate a member of this uniformly distributed set) is $\log(|E_i|)$, so the measure falls out readily. Then, we seek to maximize the information given up by the response (6) in order to get (7) as close to 0 as possible. These metrics differ by a constant factor, which doesn’t interfere with combining entropies together (which we’ll do later), but this clarification helps me conceptualize why, using one equation a maximally entropic (spread out) solution set is desired, while in another form, we push our total entropy to zero.

3 Applying entropy to Wordle

The greedy algorithm for solving Wordle with answer list E and viable guess list G using entropy is straightforward:

1. If E is of size 1, exit with answer.
2. For each $g \in G$:
 - (a) For each a in E , compute which response set E_i (for example, $E_{Y Y G Y B}$) each answer a would fall into given guess g .
 - (b) Compute $H^*(E|g)$, where $H^* = -100$ if $|E| = 1$, else $H^* = H$ from form (7) above ⁵
3. Choose the g that minimizes $H^*(E|g)$. ⁶

3.1 Initial entropies for first subpuzzle solved

The starting entropies for a full dictionary of 2309 words are listed below. (Words in the answer list are in bold)

Since we start at an identical state for each board (2309 words remaining), the entropies for legal first subpuzzle solvedes below occur for all games of Wordle, as well as n-dle versions we will see shortly. **Bold** guesses indicate those in the answers list.

word	post-guess entropy
soare	5.287849713481362
roate	5.288196144042106
raise	5.294749501280944
reast	5.305314436930554
raile	5.307898628732849
slate	5.317233213664601
salet	5.337029675681638
crate	5.337836475140834
irate	5.34025357683321
trace	5.342623349694359

Because the algorithm is entirely deterministic, the solution of each of the 2309 Wordle puzzles (completely specified by the answer word) necessarily started with *soare*.

3.2 Results of Greedy Entropy algorithm for Wordle (1-dle)

Since there are only 2309 possible games of Wordle, we can simulate each game using the greedy algorithm with entropy heuristic to see its performance.

⁵This -100 encourages selecting a viable answer on the next guess (filtered dictionary of size one, entropy zero) over a larger set of entropy zero which solves in two guesses.

⁶Should guesses see ties for lowest entropy, the algorithm should either take a deterministic stance (e.g. first alphabetical) or a fair one (random selection), depending on the goals of the investigation.

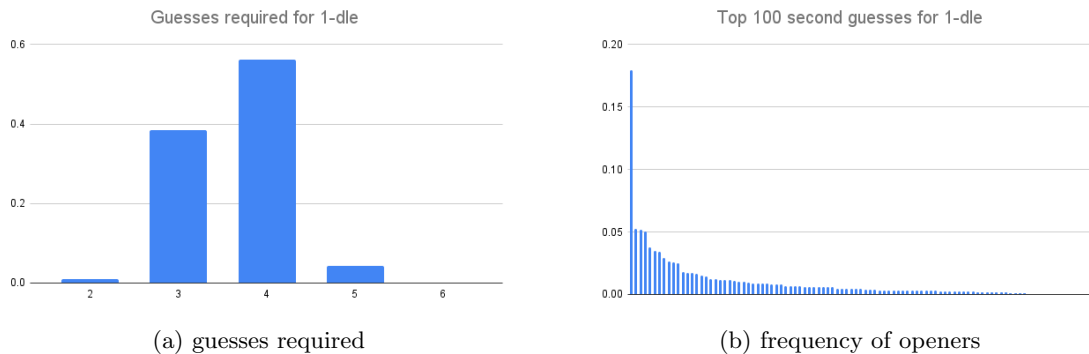


Figure 3: 1-dle (Worlde) results on all 2309 answers

guesses	count	proportion
2	22	0.0095
3	888	0.3846
4	1298	0.5621
5	99	0.0429
6	2	0.0009

- Expected Guess Count: 3.640970117
- Opener 1: *soare*, *clint* (0.1797314855)
- Opener 2: *soare*, *think* (0.05283672586)
- Opener 3: *soare*, *denet* (0.0515374621)
- Opener 4: *soare*, *tined* (0.05067128627)
- Prevalence of top four openers ⁷ openers: (0.3347769597)

These results are very similar to Healy’s results on a dictionary of 2315 [1], with some moderate differences ⁸. Of note is that all words are solvable in six guesses (the maximum allowed for the game), the average word takes about 4 guesses to pin down, and the top four second guess (post-*soare*) words only constitute about a third of the optimal plays. We will revisit these numbers later.

3.3 Entropy advantages

The faults with this algorithm are expected.

⁷Four chosen somewhat arbitrarily, but where the curve bends strongly.

⁸On correspondence, Healy has a better strategy for favoring dictionary guesses on ties

- Although guesses are commutative (playing words in different orders yields the same filtered dictionary), since not every word is playable (unlike Mastermind), optimizing for only the next guess may miss a more globally optimal solution. More generally, it is not obvious to me that minimizing the entropy measure minimizes the expected value of guesses remaining in all cases.
- If we are optimizing to get under, say, six guesses, choosing a guess with “maximal information” that’s not in the answer list may still be suboptimal compared to a shot at an answer.

However, one major advantage of the entropy approach is the easy scale when expanding the game to multiple independent boards, as in Wordle derivatives Quordle (4 boards) and Octordle⁹ (8 boards). Via entropy, we can calculate a candidate guess’s effectiveness on each board’s answer dictionary, and then look for the minimum summed entropy across all boards. With N boards, this means we can do calculations on $|G| \cdot N$ possibilities (calculate board’s entropy for each guess on every board) than $|G|^N$ (consider every possible N -tuple of answers).

4 N-dle using entropy




Figure 4: Example Quordle board

While in 1-dle (Worlde) we’ve defined our events E_i in a way such that, on one guess, they can never co-occur, using entropy as the scoring function starts to make even more sense when considering two independent boards. Here, take X to be the (uniform) distribution

⁹I often refer to these as 4-dle and 8-dle, respectively, my own shorthand.

of possible remaining answers on one Wordle board with a secret answer a_x , and Y to be another with an independently chosen answer a_y . Note that the legal guess set G does not change across turns or boards.

If we consider a “response” function $R(g, a)$ which takes a guess and an answer and outputs a color-tuple response $r \in \{B, Y, G\}^5$, it should be clear that knowing $R(g, X)$ yields no information about $R(g, Y)$ (and vice versa). If a guess g has some probability p_i of ending up in set X_i , that’s only because there are $p_i = \frac{|X_i|}{|X|}$ remaining answers a in X in which $R(g, a) \in X_i$, and similarly for p_j in every set Y_j . The choice of a_x and a_y are independent, and therefore, these variables are as well.

Since X and Y are independent, the entropy of their joint distribution is the sum of the entropies of the individual distributions. This is a known result [3] but also falls out of the composition requirement for entropy.

We’ve argued that this pairwise independence is true for two boards, and it logically can be extended to three, four (quordle), eight (octordle), and so on. This means we can look at a similar algorithm for “N-dle”:

1. If there are no unsolved boards, exit.
2. For each board n of board set N :
 - (a) For each $g \in G$:
 - i. For each a in E_n , compute which response mask set E_{n_i} (for example, E_{YYGYB}) each answer a would fall into given guess g .
 - ii. Compute $H^*(E_n|g)$, where $H^* = -100$ if $|E_n| = 1$, is 0 if $|E_n| = 0$, else $H^* = H$ from form (7) above. ¹⁰
 - (b) Choose the g that minimizes $\sum_n H^*(E_n|g)$

Note that, because our measure $\sum_n H^*(E_n|g)$ is the sum of the entropy measures from Wordle (1-dle), the minimum entropy word starting from a full dictionary (*soare*) also minimizes this summed entropy. So, every simulation in this whole paper therefore opens with guess *soare*.

5 Experimental Results for N-dle

For 2-dle and beyond, computing the best path through 2309^n possibilities quickly becomes untenable. So, for this (as well as 4-dle and 8-dle), we settle for a simulation of 10000

¹⁰This means that we’re going to immediately solve any boards of dictionary size 1, always a correct guess for minimizing our expected value. To see that’s true, commute that guess with a non-solving guess! And if you are solving 10+ puzzles at once, feel free to magic up this -100 number appropriately.

random board sets. Note that these may not correspond exactly to a the distribution of Quordle or Octordle proper, as (a) this is a random sampling of a large space, and (b) simultaneous duplicate answers may occur in our simulation ¹¹ but are likely not included in the public Quordle or Octordle apps.

5.1 2-dle

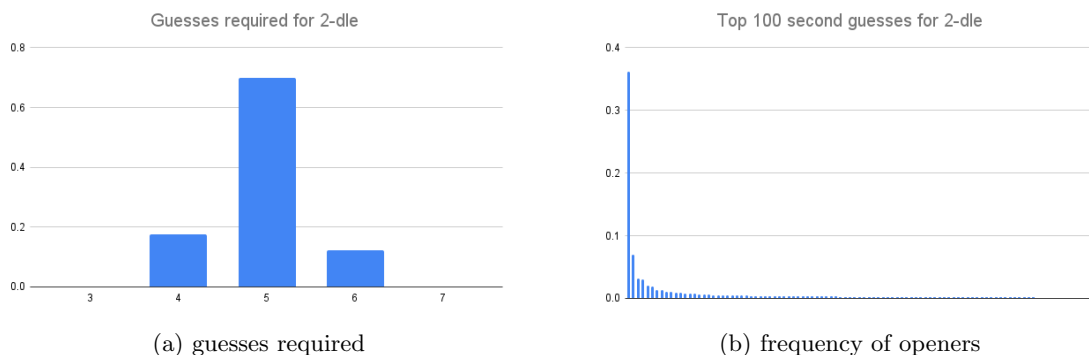


Figure 5: 2-dle results on 10000 random answer sets

guesses	count	proportion
3	11	0.0011
4	1766	0.1766
5	6981	0.6981
6	1219	0.1219
7	23	0.0023

- Expected Guess Count: 4.9477
- Opener 1: *soare, clint* (.3613)
- Opener 2: *soare, clipt* (.0699)
- Opener 3: *soare, linty* (.0317)
- Opener 4: *soare, mulct* (0.0304)
- Prevalence of top four openers: (0.4933)

A few observations from this data:

- Again, if N is the number boards (here $N = 2$), all answers are solvable within $N+5$, with the mean around $N+3$.

¹¹Our technique of summing entropies requires independence between two or more distributions, so we have to include duplicates in the answer space.

- The distribution of guesses has started to tighten around this mean.
- The opener of *soare*, *clint* accounts for over a third of our solver’s paths in 2-dle, more than sum of the top four of 1-dle.

5.2 Quordle (4-dle)

Unlike 2-dle ¹², Quordle is a playable game available on the internet. The question of how to solve it within 9 moves (cover lots of letters in the first few guesses? solve the most favorable sub-board aggressively?) does not have an obvious answer. However, when looking at how our solver approaches the problem, it unsurprisingly appears to favor the strategy of gathering information across all boards, and going for the throat only when the answer is clear.

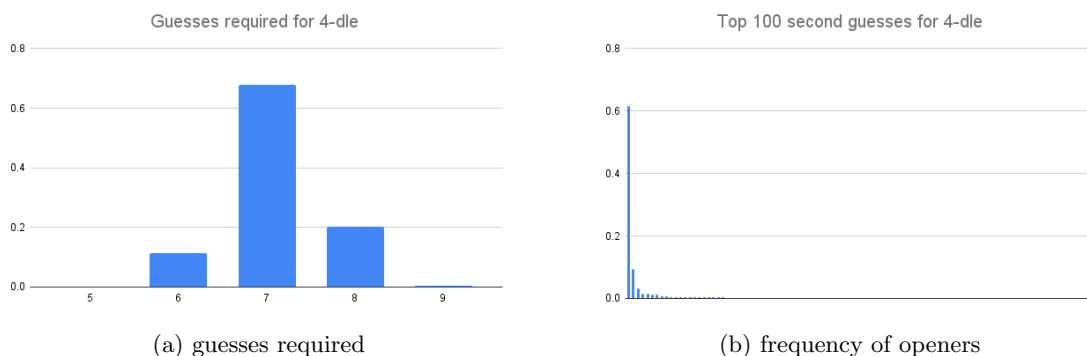


Figure 6: 4-dle (Quordle) results on 10000 random answer sets

guesses	count	proportion
5	6	0.0006
6	1146	0.1146
7	6776	0.6776
8	2032	0.2032
9	40	0.004

- Expected Guess Count: 7.0954
- Opener 1: *soare*, *clint* (0.6166)
- Opener 2: *soare*, *clipt* (0.0942)
- Opener 3: *soare*, *mulct* (0.032)

¹²[twodle.net](https://www.twodle.net) appears to be a game but without the same setup as Quordle or Octordle. The user ventures not one but two guesses for two separate boards

- Opener 4: *soare, linty* (0.0167)
- Prevalence of top four openers: (0.7595)

Observations:

- All answers are solvable within $N+5$, with the mean around $N+3$, a consistent pattern so far.
- The distribution of guesses remains tight around the mean, though less so than our 2-dle simulation.
- The opener of *soare, clint* accounts for nearly *two* thirds of our solver’s paths in 4-dle, almost double that of 2-dle. The opener frequency graphs from here on out are dramatically long-tailed.
- We see a lot of familiar faces among the top four openers (*clint, clipt, mulct, linty*), a rearrangement of the 2-dle headliners.

5.3 Octordle (8-dle)

Our final simulation occurred on 8 simultaneous boards. Because the algorithm has linear runtime over the board count N , we could continue, though 10000 simulations proved time-consuming, and the patterns have established themselves clearly at this point.

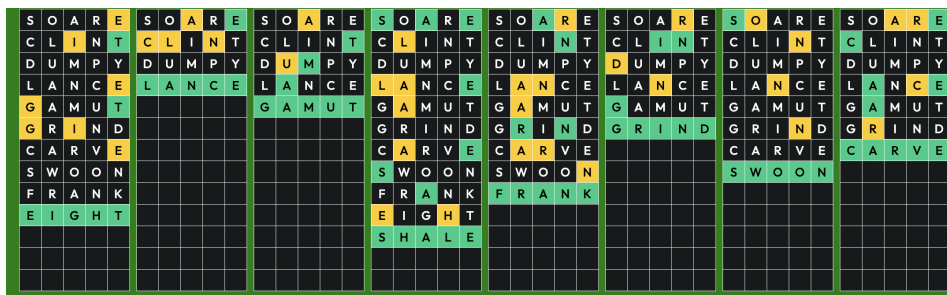


Figure 7: Example Octordle board

guesses	count	proportion
9	19	0.0019
10	2182	0.2182
11	6202	0.6202
12	1571	0.1571
13	26	0.0026

- Expected Guess Count: 10.932
- Opener 1: *soare, clint* (0.7888)

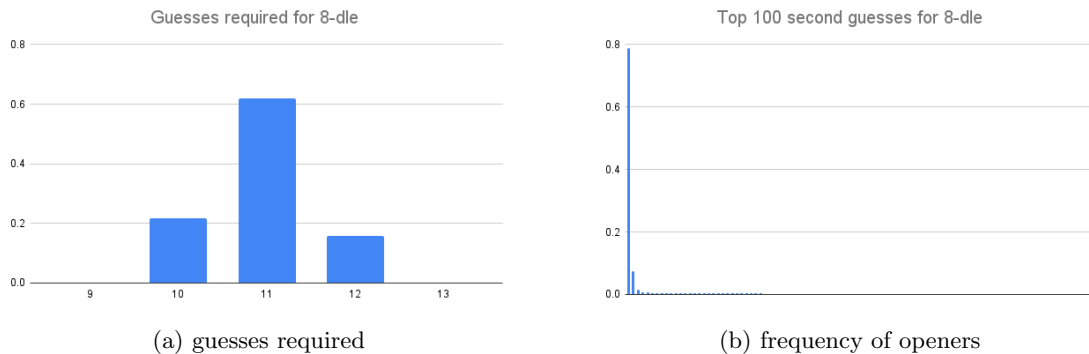


Figure 8: 8-dle (Octordle) results simulated on 10000 answer sets

- Opener 2: *soare, clipt* (0.0745)
- Opener 3: *soare, mulct* (0.0162)
- Opener 4: *soare, glint* (0.0072)
- Prevalence of top four openers: (0.8867)

Observations:

- All answers are solvable within $N+5$, with the mean around $N+3$.
- The opener of *soare, clipt* accounts for three quarters of our solver’s paths in 8-dle.
- The relevance of optimal starters after *soare, clipt* continues to drop.

6 Trends and Traps

A few trends seem to emerge from these results across 1-, 2-, 4-, and 8-dle.

As N increases:

- The solver seems to gravitate to a universal second-word opener in *clint*, provided we don’t stumble upon one of the 22 immediate solves (see 1-dle results section). This resonates with the “law of large numbers” intuition¹³ that, as N increases, the “best fit” guess would only fit better.
- The mean solution seems stuck at about $N+3$ so far. Given that two non-answers (*soare, clipt*) constitute most of the openers, this means we’re looking at either one more clarifying non-answer or one wrong answer guess on average. This could be clarified with some more logging in the solver.

¹³possibly wrong

- Almost all puzzles are solved in $N+4$ guesses, and a few in $N+5$. Considering that 6, 9, and 13 are the guess limits in Wordle, Quordle, and Octordle, respectively, it seems the game designers have noticed this also.

However, consider the thought experiment of a 2309-word board (if chosen randomly, duplicates become a near-certainty).

- The first subpuzzle solved of the non-answer *soare* would almost certainly be inferior to actual possible answer *raise*. *raise* has a 63.2 percent chance¹⁴ of being in the puzzle, and its shortfall of .01 bits of entropy¹⁵ likely is worth less than solving an average of one sub-puzzle.
- The maximum solution length (N) falls out of the definition, though 2309 unique sub-boards occur together with vanishing probability.
- One suspects that the average solution length would trend from $N+3$ (where it seems stuck so far) to far below N , the chance of a zero-entropy sub-puzzle emerging at every turn. More directly, the expected portion of the answer list represented in the boards becomes $\frac{1}{2309} \sum_1^{2309} (1 - (\frac{2309-1}{2309})^{2309}) \approx 1 - e^{-1} = .632$ ¹⁶, in which case we're solving a 1459-dle!

These generalizations follow from the observations, which could also be wrong as I broke entropy ties arbitrarily, using the internal sorting of Clojure (or possibly JVM). Ties really should have been broken randomly (for estimating mean) or, say, alphabetically (for cataloguing “best words”). However, this whole paper remains an exploration of just one algorithm among many anyway.

7 An Alternative Algorithm: Vern’s Gambit

Finally, note that the algorithm detailed here not the only strategy, nor even the only strategy relying on *entropy*! Another greedy algorithm solves Wordle with answer list E and viable guess list G using entropy, but looks to minimize the minimum entropy of the unsolved sub-puzzles. The algorithm:

- If there are no unsolved boards, exit.
- For each board n of N :
 - For each $g \in G$: f

¹⁴ $\approx 1 - e^{-1}$

¹⁵Although, on second look the shortfall is more like $2309 * .01 = 23$ bits. Just what is eliminating a bit of entropy worth?

¹⁶You again.

- * For each a in E_n , compute which response mask set E_{n_i} (for example, E_{YYGYB}) each answer a would fall into given guess g .
- * Compute $H^*(E_n|g)$, where $H^* = -100$ if $|E_n| = 1$, $H^* = 0$ if $|E_n| = 0$, else $H^* = H$

– Choose the g associated with the lowest entropy $H^*(E_n|g)$ in any board.

This algorithm, named *Vern’s Gambit* (or the *min strategy*), greedily chases the most promising sub-puzzle (that with the minimum individual board entropy) instead of optimizing for the total entropy of the entire system as described in Section 3. The Section 3 algorithm is called the “sum method” from here on out.

It is indistinguishable from the main algorithm in a few cases:

- When $n = 1$ (Wordle), these are exactly the same algorithm.
- When a board (say a single one) is solvable on the next move, the main algorithm will see a minimum total entropy¹⁷ of -100 plus the much smaller entropies of unsolved boards. The min algorithm simply sees -100 . Each will make the same selection.

However, the data for the min method bears out major differences:

- Exhibiting higher risk-taking (variance), the maximum number of guesses for a full puzzle greatly exceeds that of the “sum method”.
- The average guess count to solve a puzzle is higher. In 2-, 4-, and 8-dle, this is about a half-guess.
- When compared head-to-head (that is, on the same puzzle), the sum method appears more effective as N increases.
- The concentration of common openings (first two words) dilutes considerably as the individual puzzles exert a strong influence on the next move with minimum entropy.
- As a sanity check, the number of guesses required to find the first sub-puzzle solution (the algorithm’s natural goal) appears slightly smaller with the min method. As the algorithm explicitly seeks this out, this result seems intuitive.

¹⁷Again, -100 is meant to signify “negative infinity” and should be increased or coded more logically as needed.

7.1 2-dle under Vern's gambit

guesses	count	proportion
3	11	0.0011
4	1296	0.1296
5	5279	0.5279
6	3171	0.3171
7	242	0.0242
8	1	0.0001

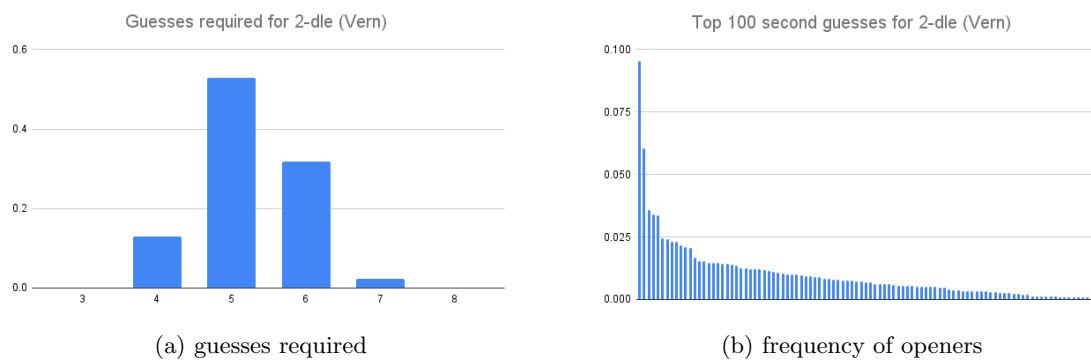


Figure 9: 2-dle results on 10000 random answer sets (Vern)

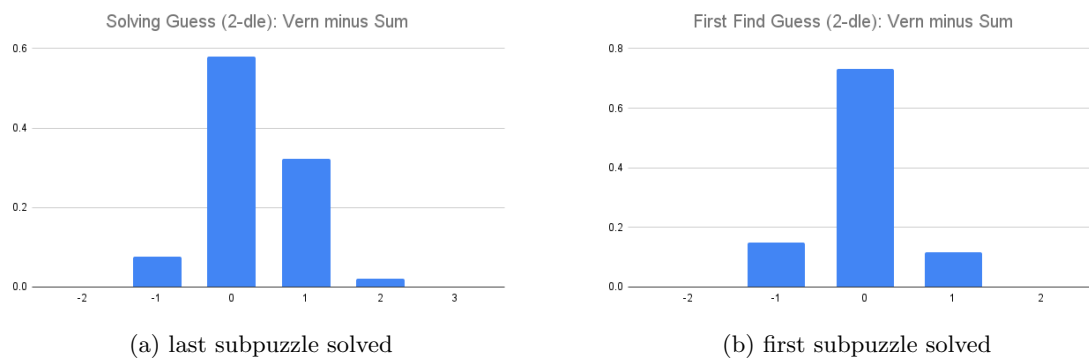


Figure 10: Comparison of Vern and Sum algorithms on 2-dle

- Expected Guess Count: 5.234 (vs. sum strategy: 4.9477)
- Opener 1: *soare, clint* (.0955)
- Opener 2: *soare, think* (.0604)
- Opener 3: *soare, cloot* (.0358)

- Opener 4: *soare, denet* (0.0341)
- Prevalence of top four openers: (0.2258).

A few observations on this data:

- The max puzzle solution length has increased from 7 (N+5) to 8 (N+6). However, this is one sample out of 10000. It's as likely that the sample has omitted an 8-length puzzle for the sum method.
- While the distribution of best openers still exhibits high skew (Fig 9b) with “soare, clint” as the headliner, the graph has a gentler slope. The min algorithm chooses the second move based on the best sub-puzzle it sees (higher variance) rather than the sum of the N (2) sub-puzzles. In this method, the “top four”, while an artificial concept in the sum method, sees no such drop thereafter.
- On any given puzzle, the likelihood that the min method solves 2-dle in more moves is about 34% (Fig 10a). A puzzle marked “1” here means the min method would solve in, say, 6, while sum solved in 5. Ties accounted for 58%.
- As a sanity check, the min method did find its *first* sub-puzzle solution (only) slightly faster, as illustrated in Fig 10b. While the algorithms tied in this metric 73% of the time, the min method solved the first sub-board 15% of the time, as opposed to the sum method's 12%.

7.2 Quordle (4-dle) under Vern's gambit

guesses	count	proportion
5	5	0.0005
6	633	0.0633
7	3520	0.352
8	4246	0.4246
9	1466	0.1466
10	128	0.0128
11	2	0.0002

- Expected Guess Count: 7.6927 (vs. sum strategy: 7.0954)
- Opener 1: *soare, clint* (.0446)
- Opener 2: *soare, lemel* (.0434)
- Opener 3: *soare, thilk* (.041)
- Opener 4: *soare, clink* (.0262)
- Prevalence of top four openers: (0.1552).

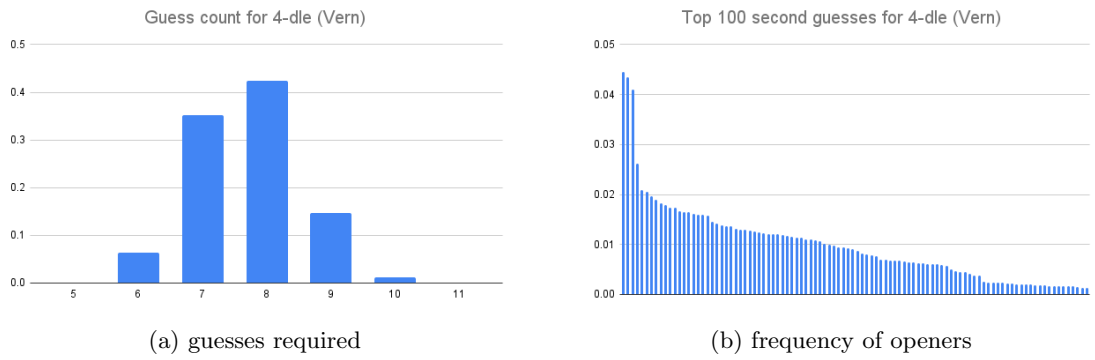


Figure 11: 4-dle results on 10000 random answer sets (Vern)

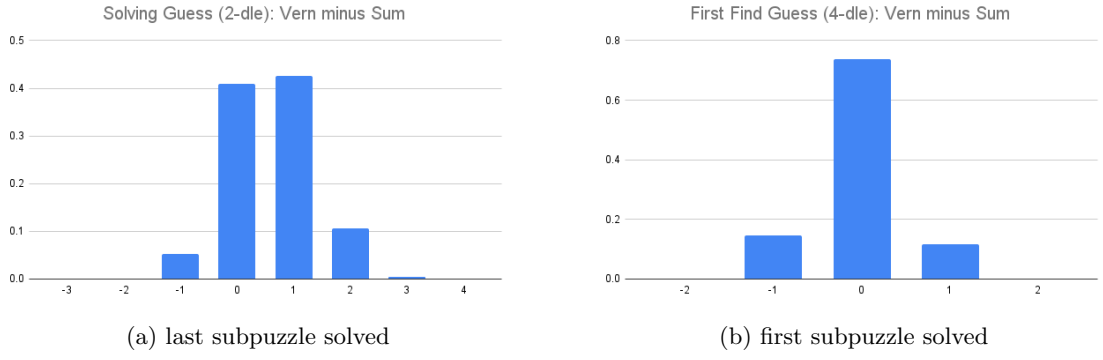


Figure 12: Comparison of Vern and Sum algorithms on 4-dle

Observations:

- The right tail of solution length increases; more than 1% of Vern’s Gambit solutions exceed the legal limit of 9 ($N+5$) guesses for $N = 4$.
- The top three second moves have similar probability, as opposed to one dominant opening.
- While 41% of the time, the sum and min methods yield the same guess count, a full 53% see the sum method winning (Fig 12a).

7.3 Octordle (8-dle) under Vern's gambit

guesses	count	proportion
9	12	0.0012
10	1430	0.143
11	3766	0.3766
12	3269	0.3269
13	1273	0.1273
14	218	0.0218
15	31	0.0031
16	1	0.0001

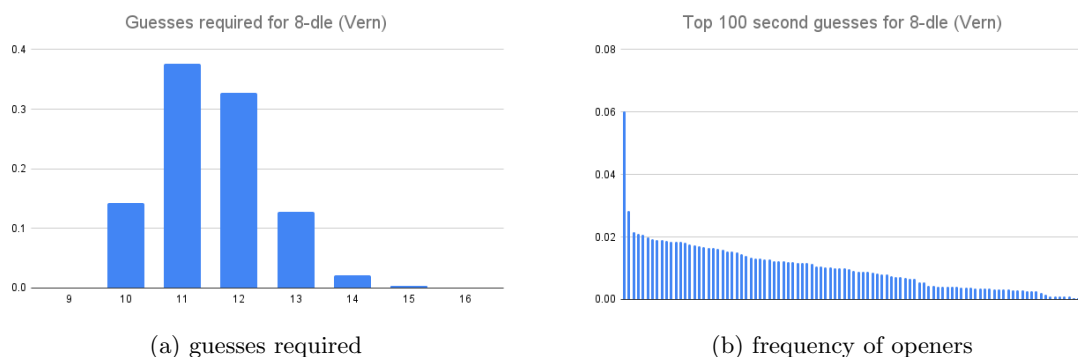


Figure 13: 8-dle results on 10000 random answer sets (Vern)

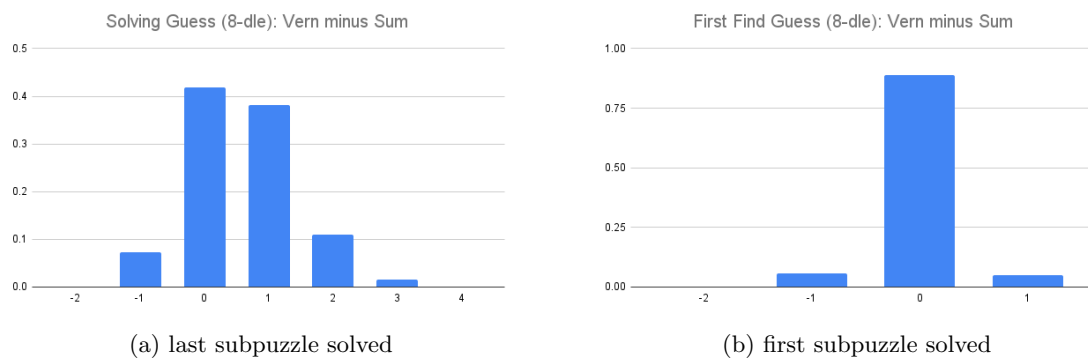


Figure 14: Comparison of Vern and Sum algorithms on 8-dle

- Expected Guess Count: 11.5144 (vs. sum strategy: 10.9403)
- Opener 1: *soare, lemel* (.0602)
- Opener 2: *soare, tichy* (.0284)

- Opener 3: *soare, butch* (.0217)
- Opener 4: *soare, cloud* (.0.0210)
- Prevalence of top four openers: (0.1313).

Observations:

- More than 2% of Vern’s Gambit solutions exceed the limit of 13 (N+5) guesses for N = 8.
- The sum method beats min on 51% of trials (Fig 14a).
- The advantage of the min method (finding the first puzzle quickly) seem to diminish (or be swept into the “tie” category as both methods capitalize early).

In summary, the sum method seems to outpace the min method in most metrics, especially as N increases.

8 Remaining Questions

Many questions remain for me. Given the volume of armchair math written about Wordle, I can only assume others are asking (and possibly answering!) these questions also.

- Other than relative monotonicity, what is the link between the measure of entropy and expected moves remaining? Given that the “branching factor” changes so much through the search space, it does not seem so simple as, say, doing a binary search with a coin.
- Mastermind, whose guess-and-answer mechanic Wordle adopted, is an entirely “smooth” space: every guess is legal, and every combination of “letters” (colors in Mastermind’s case) is possible (and equally so). Would this kind of result fall out of Mastermind? Donald Knuth built a minimax-based (search) algorithm to solve Mastermind, detailed here [5]. The answer to this question indicates whether our results say more about the algorithm or the dictionary.
- There are certainly other algorithms to solve n-dle. Healy [1] mentioned looking two moves ahead and estimating the conditional entropy there (computationally expensive), as well as limiting guesses to only (or favoring guesses which are) possible answers, both of which can perform better.

References

- [1] Alex Healy *On Optimal Strategies for Wordle*, <http://www.alexhealy.net/papers/wordle.pdf>.

- [2] Claude Shannon (1948) *A Mathematical Theory of Communication*. Bell System Technical Journal 27, 379-423.
- [3] Thomas M. Cover; Joy A. Thomas (1991). *Elements of Information Theory*, retrieved from [https://en.wikipedia.org/wiki/Entropy_\(information_theory\)](https://en.wikipedia.org/wiki/Entropy_(information_theory))
- [4] Wikipedia: https://en.wikipedia.org/wiki/Huffman_coding
- [5] Knuth, Donald (1976-1977). *The Computer as Master Mind*. J. Recr. Math (9): 1-6.